





Östberg supplies energy efficient and high performance ventilation products for a fresh and healthy indoor climate, wherever people live, work or play. Founded in Sweden in the early 1980s, Östberg has grown into a leading global supplier of duct fans and energy efficient air treatment units – with product sales in over 75 countries.

healthy indoor climate

FLEXIBLE AND CUSTOMISED

Consistent customer focus and great flexibility play key roles in Östberg's business concept. We consider it of particular importance to create a truly world-class indoor environment with the lowest possible energy consumption and sound levels. Our comprehensive product range features units that can handle airflows from 50 litres to 30 cubic metres per second. All our products are CE-labelled for EU, EFTA and EEA markets, and we place great emphasis on making them simple to install and to use.

RESEARCH AND PRODUCT DEVELOPMENT

To maintain and grow the position as a leading technical supplier of high end quality products, Östberg continuously invests heavily in innovation and product development. Our ideas for product development arise from collaborations with our customers, innovations by our technical experts, and from our desire to create even better indoor climates. In our efforts to continuously develop our products, we perform numerous tests and measurements – all in order to meet our customers needs and provide healthier air using energy efficient fan and ventilation products at competitive prices.

QUALITY ASSURED PRODUCTS

Östberg upholds the highest standards for production, with secure quality controls monitoring each product throughout the entire manufacturing process. The company is certified according to the quality and environment standards ISO 9001 and ISO 14001. Östberg is headquartered in Sweden with branches in many countries all over the world.

By choosing an Östberg product you invest in long-lasting quality products ***powered by innovation.***

INTEGRATES SEAMLESSLY INTO THE KITCHEN DESIGN

Due to HERU 70 K compact size, it is easy to integrate in the kitchen. Use a standard sized door from a kitchen supplier or use standard options from us.



HERU®70 K

NEW UNIT FOR SMALLER HOUSING


The energy recovery unit HERU Kitchen is space-saving and discreet. With the latest technology of efficient heat recovery, the ventilation unit provides a healthy indoor environment, as well as rotary heat exchanger with variable speed control, which results in accurate temperature control.



- Energy recovery unit designed mainly for installation above the kitchen stove.
- The HERU®Kitchen is equipped with a built-in cooker hood that will get rid of all unwanted smoke, odors and fumes from your kitchen while you are cooking.
- High efficient odor extraction form cooker hood.
- Designed for supply and exhaust air ventilation with energy recovery.
- Suitable for installation in homes and other premises where there are stringent requirements on the indoor environment.
- High temperature efficiency 82%, low energy consumption (SFP), low sound level, high operating reliability and provides clean indoor air.
- Unique design minimizes all thermal bridges.
- For easy handling, the unit is remote-controlled using the wireless control unit for operation and monitoring.
- Comes prepared for Modbus communication via RS485 (accessory needed).
- The cooker hood comes equipped with a dishwasher safe grease filter.
- Integrated controls for heating/cooling.
- Equipped with integrated electric heater.
- The unit is constructed from double-layer galvanized steel sheet with insulation in between.
- For placement in warm areas.
- All HERU®Kitchen units are equipped with a wall plug.

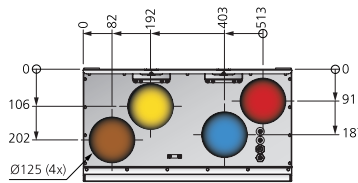
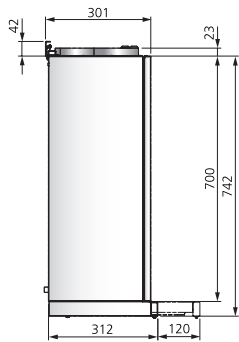

AIR HANDLING UNIT

HERU® 70 K EC



DIMENSION (mm)

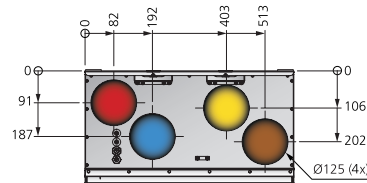
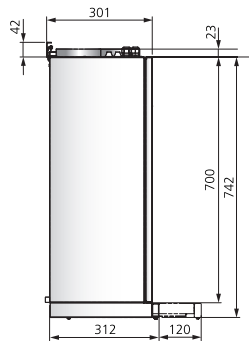

RIGHT HAND DESIGN WITH BUILT-IN COOKER HOOD



ACCESSORIES

- Filterkit ePM1 50%
- Silencer LDC 125
- Outside wall hood 160
- Remote Control with Modbus
- Extension cable to antenna
- Humidity sensor RH
- Carbon dioxide sensor CO2
- Room sensor
- Pressure Sensor Kit
- Damper motor
- Front cover, plain white in sheet metal, as an option for the kitchen hatch

LEFT-HAND DESIGN WITH BUILT-IN COOKER HOOD



CONNECTIONS

- Supply air
- Extract air
- Exhaust air
- Fresh air

Kitchen

Capacity

EC = Fans with low-energy motors

HERU® 70K EC ALW

Type

HERU®70 K EC ARW
HERU®70 K EC ALW

Art.no.

8010748
8010749

Integrated electric heater with:
A = Full power

W = White painted

R = Right-hand design

L = Left-hand design

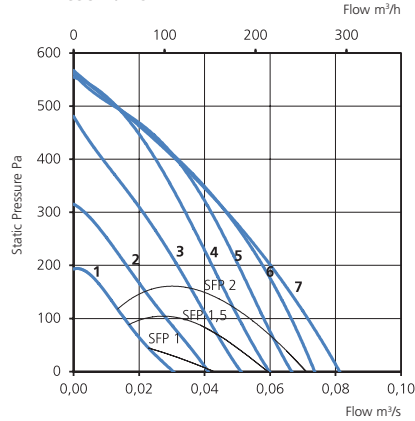


TECHNICAL DATA

Voltage	230 V
Frequency	50 Hz
Phase	1 ~
Current, 2 fans	1.81 A
Current, heater	3.26 A
Total current	5.20 A
Power, 2 fans	227 W
Power, heater	750 W
Total power	1000 W
Speed	2980 rpm
Enclosure class	41 IP
Sound pressure level at 3 m	45 dB LpA
Weight	48 kg
Wiring diagram	4040203

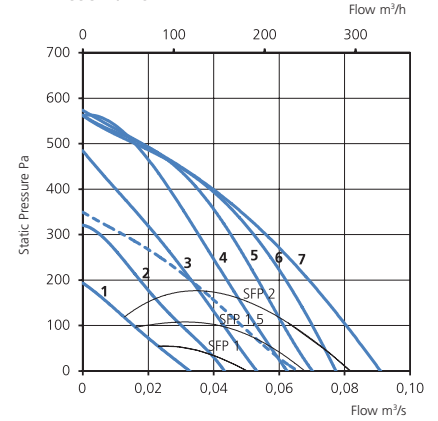
SUPPLY:

PRESSURE/FLOW



EXTRACT:

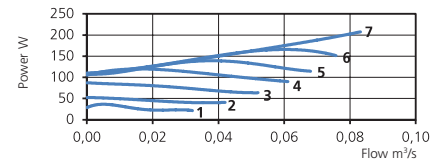
PRESSURE/FLOW



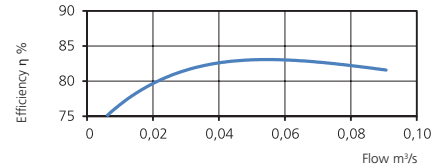
SOUND DATA*

	Total (L _{wA})	63Hz	125Hz	250Hz	500Hz	1KHz	2KHz	4KHz	8KHz
10V / 68 l/s									
Surrounding	52	36	44	48	43	38	42	39	34
Cooker hood	66	39	47	56	59	59	61	57	53
Supply air	75	59	64	66	69	68	68	65	62
Extract air	66	58	61	62	59	52	49	40	31
6V / 64 l/s									
Surrounding	50	34	43	47	41	37	41	38	32
Cooker hood	62	37	45	52	55	56	56	52	47
Supply air	74	58	62	66	68	67	67	64	60
Extract air	66	57	61	62	59	52	49	40	31
5V / 58 l/s									
Surrounding	49	32	43	45	39	36	39	36	31
Cooker hood	60	35	44	50	52	54	54	50	44
Supply air	72	57	60	64	66	66	65	62	57
Extract air	65	57	58	61	57	50	47	38	29
4V / 52 l/s									
Surrounding	47	30	42	42	37	34	37	34	29
Cooker hood	57	34	43	47	50	52	51	47	40
Supply air	70	55	58	62	64	64	63	59	53
Extract air	63	57	55	58	54	48	45	36	26
3V / 45 l/s									
Surrounding	45	27	41	40	34	32	35	31	28
Cooker hood	55	31	41	44	47	50	48	43	36
Extract air	61	57	52	55	50	45	41	32	23
Supply air	67	53	56	59	60	61	60	56	49
2V / 36 l/s									
Surrounding	42	24	40	35	31	29	31	28	28
Cooker hood	51	28	40	40	44	46	44	38	30
Supply air	63	49	52	55	57	58	55	50	41
Extract air	56	52	48	51	45	41	37	27	17
1V / 26 l/s									
Surrounding	41	21	39	31	27	27	27	26	28
Cooker hood	46	24	37	35	39	41	38	32	28
Supply air	58	44	49	51	52	53	50	43	32
Extract air	51	47	43	45	40	36	32	21	10

POWER, FANS/FLOW



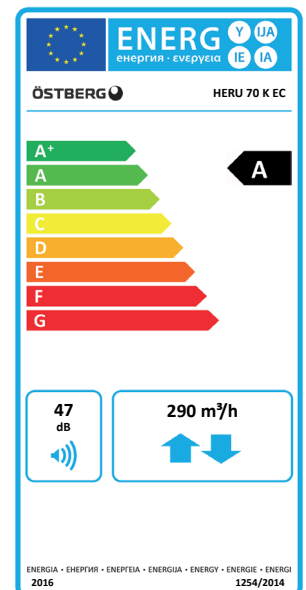
TEMPERATURE EFFICIENCY



Power and SFP apply for both of the fans together.

CONTROL VOLTAGE

1	2	3	4	5	6	7
1V	2V	3V	4V	5V	6V	10V



*Sound data measured with standalone product.

healthy
indoor
climate

ÖSTBERG 

H ÖSTBERG AB

Box 54, SE-774 22 Avesta, Sweden

Phone: +46 226 860 00

Fax: +46 226 860 05

E-mail: info@ostberg.com

www.ostberg.com